

Design, implementation and preliminary results of a type-2 hybrid cluster-randomized trial of integrating screening and treatment for major depressive disorder into specialty clinics providing opioid agonist therapies in Ukraine

Eteri Machavariani^{a,*}, Daniel J. Bromberg^{b,c}, Kostyantyn Dumchev^d, Sergii Dvoriak^d, Oleksandr Zeziulin^d, Olga Morozova^e, Denise Esserman^f, Iryna Pykalo^d, Nataliia Saichuk^d, Roman Ivasiy^a, Marwan S. Haddad^g, Frederick L. Altice^{a,b,h}

^a Section of Infectious Diseases, Yale School of Medicine, New Haven, CT, United States

^b Center for Interdisciplinary Research on AIDS, Yale University, New Haven, CT, United States

^c Department of Social and Behavioral Sciences, Yale School of Public Health, Yale University, New Haven, CT, United States

^d Ukrainian Institute on Public Health Policy, Kyiv, Ukraine

^e Department of Public Health Sciences, University of Chicago, Chicago, IL, United States

^f Department of Biostatistics, Yale School of Public Health, Yale University, New Haven, CT, United States

^g Center for Key Populations, Community Health Center Inc, Middletown, CT, United States

^h Division of Epidemiology of Microbial Diseases, Yale School of Public Health, New Haven, CT, United States

ARTICLE INFO

Keywords:

Opioid agonist therapies (OAT)
 People who inject drugs (PWID)
 Opioids
 Depression
 Co-occurring disorders (COD)
 Implementation science
 Ukraine

ABSTRACT

Introduction: Ukraine has a high prevalence of co-occurring disorders (COD), defined as having both substance use (SUD) and psychiatric disorders. Major depressive disorder (MDD) is the most prevalent psychiatric disorder among people with SUD. People with COD experience poor health outcomes, and international agencies propose integrated COD care. In Ukraine, treatment for SUD is delivered in specialized substance use clinics, without providing any other medical services for comorbidities, including MDD. Here we present the protocol, along with the preliminary results of the MEDIUM project, including observations over the first 6 months.

Methods: A cluster-randomized type-2 hybrid trial was conducted to integrate MDD treatment into specialty clinics providing opioid agonist therapies (OAT) in Ukraine. Twelve clinics in four regions underwent randomization to control ($N = 1$) vs experimental arms ($N = 2$) in each region. Clinicians at experimental sites received tele-education through modified project ECHO using a facilitated screening, evaluation, and treatment algorithm of depression, with or without financial incentives. Service-, patient- and provider-level data were collected for the analysis every 6 months for 24 months.

Preliminary results: For service delivery outcomes, 4421 patients enrolled on OAT across all sites were assessed for MDD for screening (76.7%), evaluation with diagnosis (43.5%) and treatment (30.7%) for MDD; 13.8% continued treatment at least for 6 months. For patient-level outcomes, 1345 patients and 54 providers participated in serial surveys every six months.

Conclusion: This study will be the first to explore integrated COD care in Ukraine and generate evidence on effective service integration and delivery strategies for people with COD receiving treatment at substance use clinics with broader implications for Eastern Europe and Central Asia region.

Abbreviations: COD, Co-occurring disorders; DSM-5, Diagnostic and statistical manual of mental disorders, fifth edition; EBP, Evidence-based practice; ECHO-COD, Extension for community healthcare outcomes for co-occurring disorders; HBV, Hepatitis B virus; HCV, Hepatitis C virus; HRQoL, Health-related quality of life; HIV, Human immunodeficiency virus; i-PARIHS, Integrated promoting action on research implementation in health services; IRB, Institutional review board; MDD, Major depressive disorder; OAT, Opioid agonist therapies; OUD, Opioid use disorder; P4P, Pay for performance; PD, Psychiatric disorders; PWID, People who inject drugs; SBIRT, Screening, brief Intervention and referral to treatment; SET, Screening, evaluation, treatment; SOC, Standard of care; SNRI, Serotonin-norepinephrine re-uptake inhibitor; SSRI, Selective serotonin re-uptake inhibitor; SUD, substance use disorders.

* Corresponding author at: 135 College Street, Suite 323, New Haven, CT 06510, United States.

E-mail address: eteri.machavariani@yale.edu (E. Machavariani).

<https://doi.org/10.1016/j.cct.2023.107248>

Received 23 February 2023; Received in revised form 22 April 2023; Accepted 26 May 2023

Available online 30 May 2023

1551-7144/© 2023 Elsevier Inc. All rights reserved.

1. Introduction

Ukraine is a middle-income country in Eastern Europe that has a high prevalence of psychiatric (PD) and substance use disorders (SUD) [1,2]. PD like major depressive disorder (MDD) and SUD like opioid and alcohol use disorder are especially high. When they co-occur, termed co-occurring disorders (COD) or dual disorders [3], they include the combination of at least one PD and one SUD identified in the Diagnostic and Statistical Manual of Mental Disorders, Fifth Edition (DSM-5) [4,5]. COD are common [6,7], and result in poorer psychosocial functioning, higher frequency of emergency room visits and hospitalization, a higher burden of disease, and worse health-related quality of life (HRQoL) for people with COD relative to those with either PD or SUD alone [6,8–10].

Among the ~355,000 people who inject drugs (PWID) in Ukraine [11], over 80% have opioid use disorder (OUD); nearly all opioids are injected as oral prescription opioids are not readily available. The prevalence of PDs among PWID often exceeds 50% [6], with MDD being the most common PD among PWID [6,12,13]. Independent of COD, PWID have poor health outcomes, including from high prevalence of medical comorbidities like HIV, viral hepatitis (HBV, HCV), tuberculosis, and other conditions [14–16]. Furthermore, PWID and people with PDs experience stigma and discrimination [17,18], which may be heightened when PDs and OUD co-occur.

Maintenance with opioid agonist therapies (OAT) like methadone or buprenorphine are the most effective treatment for of OUD [19,20]. Systematic reviews confirm that OAT consistently improves health outcomes by decreasing illicit opioid use, injection and injection-related risks, sex-related risk behavior, risk of HIV and HCV infections and overdose [21,22]; OAT improves many social conditions like employment and interpersonal relationships while decreasing criminal activity [23]. Similarly, the best evidence-based treatment for MDD is with antidepressants, including selective serotonin reuptake inhibitors (SSRIs) and serotonin-norepinephrine reuptake inhibitors (SNRIs) [24].

Organization of healthcare systems can greatly influence services delivery [25]. Though there has been recent reform, Ukraine's health system is built on the Soviet Semashko model, which prioritizes specialty care in separate settings [26]. PDs are typically evaluated and treated in specialized psychiatric clinics while SUD treatment is provided independently in narcology (an addiction subspecialty of psychiatry) clinics [2,27]. While narcologists can technically prescribe antidepressants, they are often reluctant to provide psychiatric care due to lack of experience, skills and motivation and, in some cases, unavailability of psychiatric medications [28]. Consequently, Ukraine's current standard of care (SOC) involves referring OAT patients to an off-site psychiatric clinic if MDD is suspected rather than provide onsite screening, diagnosis and treatment. Even though national guidelines recommend standardized screening tools, screening is either uncommon or not reported, and adherence to these guidelines is minimal. Consequently, the siloed healthcare delivery reduces access to care for patients who need it, with narcologists often reinforcing the existing status quo even though they have the training and the legal capacity treat COD patients [2].

International agencies recommend integration of services, including for COD [29,30], as integration of COD care improves clinical outcomes [31–33]. Effective tools, strategies and processes to integrate COD care, however, are variable and sometimes complex, and none have been tested in the Ukrainian context. To address this implementation gap and overcome the challenge of the siloed care in Ukraine, we implemented the integrated COD care model for OUD and MDD in Ukraine: Project MEDIUM. To guide implementation of integrating COD care, we used the integrated Promoting Action on Research Implementation in Health Services (i-PARIHS) framework [34], which includes key constructs of innovation of the evidence-base practice (EBP), facilitation style and fit, impact of the EPB on recipients, and context. Guided by i-PARIHS framework, implementation of integrated COD care was facilitated using expert coaching using Project ECHO, a collaborative learning tool

effective for teaching and supporting non-specialists (i.e., narcologists) to provide specialty care (i.e., treatment for PDs) in OAT clinics. Here, we provide the rationale for MEDIUM, along with the trial protocol, research methods, study design, description of tools and EBPs, the evaluation plan, and preliminary results. Throughout this text, COD refers to the co-occurrence of OUD and MDD.

2. Methods

2.1. Local context

OAT were introduced in Ukraine in 2004, with 17,232 patients on OAT at 204 governmental clinics throughout the country just before Russia invaded Ukraine in February 2022, with scale-up continuing since the invasion [35,36]. OAT coverage in Ukraine, however, remains low at 5.9% [37], well below the WHO recommended 40% [38]. OAT scale-up has been thwarted by patient, provider and structural factors, including deep-seated myths and misconceptions, limited OAT convenience and accessibility, lack of integrated care, stigma and discrimination in specialty care settings, and police harassment at OAT sites [39,40].

2.2. Implementation strategies and tools

2.2.1. SET, or modified SBIRT (screening, brief intervention and referral to treatment)

Guided by the i-PARIHS framework, we created a rapid, innovative implementation strategy, Screening, Evaluation and Treatment (SET) by modifying an existing tool, Screening, Brief Intervention and Referral to Treatment (SBIRT) for the delivery of evidence-based practice (i.e., antidepressants for MDD) by removing the component of offsite referral (Fig. 1).

SBIRT is an implementation practice to guide treatment scale-up, including for SUD and PDs. SBIRT has been effectively deployed in primary care, emergency rooms, and other community settings [41–43], and it is recommended by Substance Abuse and Mental Health Services Administration in Treatment Improvement Protocol 42 for integrating COD treatment [29]. SBIRT, however, is limited through its offsite “referral”, which has recently been successfully modified to SET to streamline the process [44]. The SET toolkit eliminated the referral component by providing narcologists SET tools (i.e., brief screening and diagnostic instruments), expert facilitation to support evaluation and treatment of patients (i.e., ongoing tele-education). Free antidepressant medications were available to all study sites. An initial 2-day SET training was delivered to both intervention arm clinicians, along with a

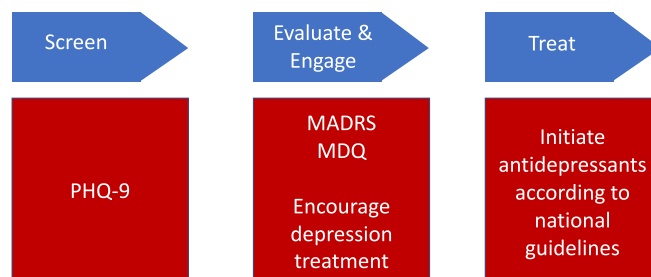


Fig. 1. A simplified screening, evaluation and treatment (SET) strategy to guide implementation of integrating treatment for co-occurring disorders (To be printed in color). (For interpretation of the references to color in this figure legend, the reader is referred to the web version of this article.)

SET strategy was devised as a modification of SBIRT by removing the referral component.

Abbreviations: SBIRT Screening, Brief Intervention, Referral, Treatment; PHQ-9 Patient Health Questionnaire 9; MADRS Montgomery-Asberg Depression Rating Scale; MDQ Mood Disorder Questionnaire.

manual and an instruction sheet with the SET algorithm. Ongoing training and clinical support were provided continuously over 24 months using tele-education. According to SET, any patient screening positive for depression were immediately evaluated for diagnostic confirmation using standardized tools. For treatment, those with mild depression were monitored for stability and received supportive counselling. If diagnosed with moderate to severe depression, clinicians prescribed antidepressants in accordance with national guidelines. For patients that improved, antidepressants were maintained and monitored for at least one year. Patients non-responsive to antidepressants were referred to an offsite psychiatric hospital for expert consultation.

2.2.2. ECHO-COD, or modified project ECHO (extension for community healthcare outcomes®) for COD

Facilitation is a key ingredient for effective implementation according to the i-PARIHS framework. As clinicians were geographically dispersed throughout Ukraine, we deployed a modified Project ECHO-like tele-education strategy to facilitate and support OAT clinicians to also provide psychiatric care. ECHO is based on established educational theories of social learning and behavior change [45] where a group of non-specialists collaborate with specialists, resulting in an innovative healthcare delivery model that translates into high-quality care for patients in non-specialty settings [46,47]. ECHO links experts with non-specialist clinicians through tele-education, in which the newly emerging experts co-manage cases and share expertise via mentoring, guidance, feedback, support and didactic education. ECHO learning for this study was modified to focus on co-management of COD, called ECHO-COD, and was provided bi-weekly for via zoom. ECHO-COD learning was guided by a U.S. expert and included case-based learning and mini-didactic clinical vignettes.

2.2.3. Pay-for-performance

Pay for performance (P4P) is a strategy used in healthcare that provides financial incentives to clinicians for adhering to clinical guidelines and achieving better health outcomes [48]. Such practices are increasingly used globally, including in middle-income settings, with qualified support for P4P programs that deploy valid quality indicators, ensure patient and physician autonomy, adequately reward clinicians, and involve clinicians in the incentive process. In Ukraine, physicians, on average, earn \$260 per month, a salary that is well below the income of other professionals [49,50]. Given this, we introduced P4P to facilitate the successful implementation of SET among clinicians. With the focus on local context and on the evidence that successes from P4P strategies are optimized when adequate incentives target pre-specified indicators [51], we defined a set of measurable indicators as targets for clinicians that included (i) screening, (ii) diagnosis, (iii) treatment initiation and (iv) treatment retention. The indicators and payment structure were guided by a panel of OAT providers and international experts (Supplementary Table 1). The incentives were transparent so that each provider at a P4P site could see the indicators achieved in their monthly status report and was paid monthly as an addition to clinicians' monthly remuneration.

2.3. Implementation framework

The implementation and evaluation of MEDIUM is guided by i-PARIHS framework [34] that incorporates diffusion of innovation theory [52] and implementation science. Central to i-PARIHS are its key constructs necessary for successful implementation: 1) Innovation in the EBP, which involves the SET delivery model for managing depression; 2) the Ukrainian context where substance use and PDs are managed separately and antidepressants are not prescribed in OAT clinics; 3) impact of the innovation on recipients, which is antidepressants for clients and P4P for clinicians; and 4) facilitation, which is guided by Project ECHO.

2.4. Overall design

Based on the region-specific differences in COD prevalence and OAT practice in Ukraine [53,54], we selected three substance use centers as study sites in each geographic regions: Center, East, South, West. Characteristics of the regions, number of OAT patients and OAT coverage levels are provided in Table 1 [11,55,56].

We deployed a type-2 hybrid, phase-in, cluster-randomized trial design [57]. Consistent with a type-2 hybrid design, we measured both implementation process and intervention effectiveness. To measure implementation processes, we defined service-level outcomes as the COD cascade of care (screening, evaluation, treatment, retention). For effectiveness, we conducted patient surveys to measure changes in HRQoL and other health indicators. Participant enrollment was completed between August 2019 and January 2020, and the follow-up was completed by February 2022.

2.5. Randomization

As the intervention was clinic-based and the goal was to evaluate service-level outcomes, it was not appropriate to randomize participants within a specific clinic. Therefore, we chose a cluster-randomized trial design. Three sites each were selected within four regions and allocated randomly to receiving SOC (control arm) or integrated COD care (experimental arms) (Fig. 2).

In the SOC arm, no additional training was provided. In the experimental arms, providers were trained to use SET procedures and supported through ECHO-COD, with or without P4P. As antidepressant treatment for MDD is an evidence-based practice [58], withholding it from the control arm would have been unethical, therefore all sites, including the ones providing SOC (control), were provided with a free supply of two antidepressant medications [sertraline (SSRI) and venlafaxine (SNRI)], projected to be taken by a maximum of 20% and 5% of patients, respectively, at any given time point (with a possibility to request additional supply), and an adapted clinical guideline that described the SET algorithm for depressive disorder. Provision of antidepressants to all sites, including those providing SOC, ensured that outcomes would not be confounded by varying availability of antidepressants and ability of patients to pay for them. OAT with methadone and buprenorphine is free in Ukraine and were readily available at all study sites.

2.6. Study outcomes

2.6.1. Service-level implementation outcomes

We defined service-level outcomes according to the COD continuum of care as the following implementation measures: (i) depression screening, measured by the proportion of all OAT patients that were screened in the past 6 months; (ii) proportion evaluated by a physician, diagnosed and motivated to start treatment; (iii) proportion of patients initiated on antidepressant treatment; and (iv) proportion retained on antidepressants (SET cascade + retention). The denominator for the service-level outcome was the number of OAT patients. The numerator is different for each cascade element: number of patients screened, number of patients diagnosed with depression, number of patients started on antidepressants, and number of patients who received antidepressants for 6 months.

2.6.2. Patient-level outcomes

The primary patient-level efficacy outcomes were defined as the changes over time in depressive symptoms and health-related quality of life (QoL). Secondary outcomes were defined as changes in alcohol use, enacted, internalized, and anticipated stigma, HIV risk behavior and other health comorbidities.

Table 1
Study context and implementation outcomes.

Context information					Entire reach of implementation outcomes: preliminary results over six months						
Region	Oblast	Number of PWIDs	Population in thousands	OAT Coverage by Feb 2022	Study Site	Study Arm	Total N of OAT patients per site	Screened	Diagnosed	Treated with anti-depressants	6-month retention
South	Kirovohrad	13,200	912	4.5%	Kropyvnytsky Regional Narcological Dispensary	SOC	435	386 (88.7%)	169 (38.9%)	152 (34.9%)	36 (8.3%)
	Mykolaiv	12,300	1100	9.0%	Mykolaiv Regional Narcological Dispensary	ECHO-COD	540	318 (58.9%)	122 (22.6%)	122 (22.6%)	60 (11.1%)
					Mykolaiv City Hospital N5 Kramatorsk Narcological Dispensary	ECHO-COD+P4P	175	169 (96.6%)	137 (78.3%)	85 (48.6%)	32 (18.1%)
East	Donetsk	31,100	4080	6.1%	Krivyi Rih Psycho-Neurological Dispensary	SOC	254	212 (83.5%)	229 (90.2%)	135 (53.1%)	22 (8.7%)
	Dnipropetrovsk	58,000	3120	5.1%	Dnipropetrovsk Narcological Dispensary in Pavlograd	ECHO-COD+P4P	334	203 (60.8%)	175 (52.4%)	117 (35.0%)	57 (17.1%)
					Poltava Regional Narcological Dispensary	SOC	479	323 (67.4%)	174 (36.3%)	135 (28.2%)	49 (10.2%)
Center	Kyiv City	6500	1362	13.5%	Kyiv City Narcological Clinic “Socioterapia”	ECHO-COD	539	433 (80.3%)	123 (22.8%)	77 (14.3%)	42 (7.8%)
	Vinnitsia	9400	1519	8.5%	Vinnitsia Regional Narcological Dispensary “Socioterapia”	ECHO-COD+P4P	351	336 (95.7%)	169 (38.5%)	69 (19.7%)	38 (10.8%)
	Lviv	3400	1356	12.8%	Lviv Regional Center on Addiction Treatment and Prevention	SOC	186	160 (86.0%)	135 (72.6%)	120 (64.5%)	71 (38.2%)
West	Ternopil	10,400	2488	5.7%	Ternopil Regional Narcological Dispensary	ECHO-COD	149	146 (98.0%)	146 (98.0%)	63 (42.3%)	35 (23.5%)
	Ivano-Frankivsk	4400	1026	3.1%	Ivano-Frankivsk Regional Narcological Dispensary	ECHO-COD+P4P	281	277 (98.6%)	201 (71.5%)	168 (59.8%)	99 (35.2%)
Total							4421	3393 (76.7%)	1925 (43.5%)	1357 (30.7%)	608 (13.8%)

Contextual information on the four regions of Ukraine where study clinics were situated are presented along with preliminary implementation outcomes.

Abbreviations: PWID People Who Inject Drugs, OAT Opioid Agonist Treatment, SOC Standard of Care, ECHO-COD Extension for Community Healthcare Outcomes® modified for Co-occurring Disorders, P4P Pay-for-Performance.

2.6.3. Provider-level outcomes

Provider-level outcomes were defined as changes over time in self-reported provider stigma, attitudes towards PWID, OAT, and EBPs.

2.7. Study participants

2.7.1. Participants for service-level outcomes

Twelve OAT clinics from four regions of Ukraine (East, West, Center, South) were selected [59]. OAT sites were selected if they had: (i) at least 75 patients receiving OAT; and (ii) regional administrator approval for the clinicians at the site to participate. All patients receiving OAT at each participating sites during the study period were included in the evaluation of the service-level outcomes. Dropout from the antidepressant treatment was not a reason for the follow-up discontinuation.

Transfer of patients between sites was uncommon in Ukraine before the war and did not occur during the study. Treatment of depression, once made available at the site, was available to every patient undergoing OAT at the given site. Therefore, the entire population of patients

receiving OAT at the 12 sites between August 2019 and February 2022 were included in the assessment of the service-level outcomes.

2.7.2. Participants for patient-level effectiveness outcomes

To assess primary and secondary patient-level outcomes, a cohort of patients was randomly recruited to complete structured surveys every 6 months over 24 months. To enroll individual participants at each OAT site, selection criteria included: (a) age ≥ 18 years; (b) prescribed OAT; and (c) ability to provide informed consent. Recruitment was conducted in the following order: (i) each site submitted lists of identification numbers (IDs) of their OAT patients for random selection; (ii) for sites with over 115 patients, we randomly selected IDs and sent this list back to the sites; (iii) clinical staff at each site contacted patients using their ID from the list, and offered to refer them to research assistants to learn more about the study; (iv) if interested, the research assistants completed screening procedures, informed consent procedures, and conducted the baseline interview. Additional random selection was made to replace IDs of patients who refused to participate. Participants

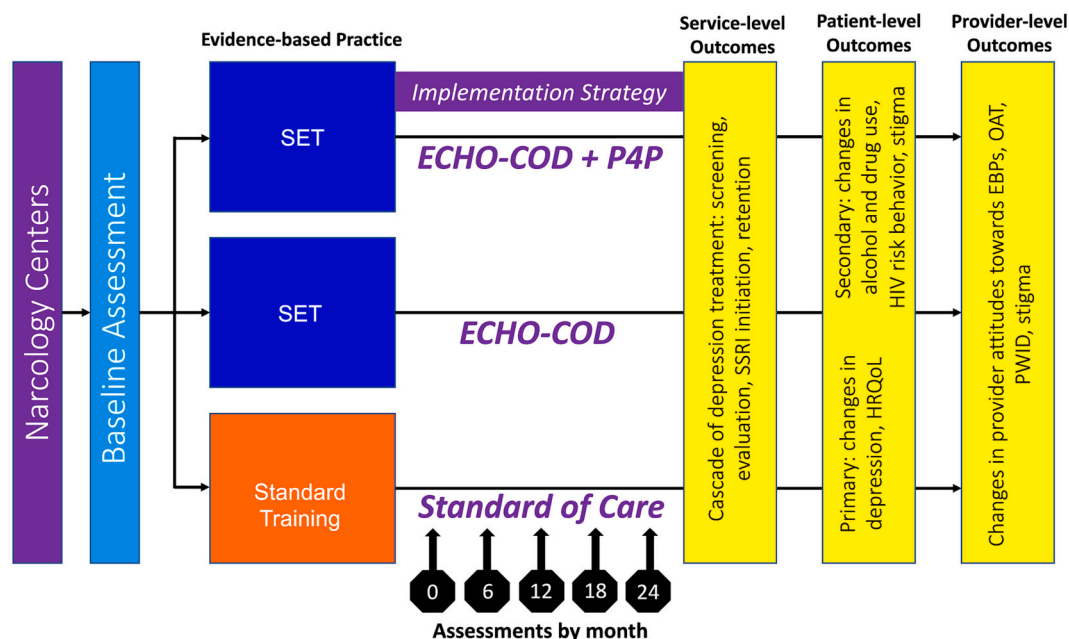


Fig. 2. Project MEDIUM study design (To be printed in color).

The MEDIUM study had three arms: Standard of Care, ECHO-COD, and ECHO-COD+P4P. Assessments were carried out on baseline and every 6 months for 24 months. Service-, patient- and provider-level outcomes are presented.

Abbreviations: SET: Screening Evaluation Treatment; ECHO-COD: Extension for Community Healthcare Outcomes® modified for Co-occurring Disorders; P4P: Pay for Performance; HRQoL Health-related Quality of Life, EBP Evidence based practice, OAT opioid agonist therapies, PWID people who inject drugs. (For interpretation of the references to color in this figure legend, the reader is referred to the web version of this article.)

were followed up with the surveys even if they dropped out of OAT.

2.7.3. Participants for provider-level outcomes

To assess provider attitudes towards PWID, OAT, EBPs, organizational support and change, we selected a total sample of medical and administrative staff members from each site and conducted structured interviews after obtaining informed consent.

2.8. Study assessments

2.8.1. Clinical records data

Clinical data for the service-level outcomes were collected at baseline and every 6 months for 24 months from all OAT patients at each site using clinical records, regardless of the arm of the trial or participation in the interviews. We collected data using the standard electronic instrument used by OAT providers for routine treatment monitoring [60]. Charts were reviewed, and data were entered by authorized clinical personnel. Every quarter, after all up-to-date information was entered, the staff used the standard data export feature to export and encrypt a de-identified dataset containing information on OAT enrollment, medication prescription, mental health assessments, and other clinical assessments related to co-morbidities.

2.8.2. Patient and provider surveys

Structured interviews were used to survey patients and providers at baseline and every 6 months for 24 months. A detailed list of survey instruments used in patient and provider interviews can be found in Table 2. Interviews were conducted in Ukrainian or Russian, based on participants' preferences. As surveys for providers were sent out to providers at each clinic, linked individual responses could be measured over time for both the clinic and the individual. All survey data were collected using the REDCap data management system.

2.9. Statistical considerations

2.9.1. Sample size

For the service-level outcomes, the total sample consisted of all patients that received OAT across all participating sites – there were no patient-level measurements aside from their participation in the cascade. For patient-level outcomes, however, we conservatively estimated a sample size of 405 per group (total sample size of 1215) using a two-sample t-test for a cluster randomized design to have at least 80% power at a 5% level of significance (Bonferroni corrected for 3 pairwise comparisons). We allowed for the within-site ICC of 0.01 to detect a small to medium standardized effect size (Cohens' *d*) of 0.35 for a null hypothesis of no difference between the means of the three groups versus an alternative of at least one difference in means at the 24-month time point. The sample size calculation was performed using the PASS 2019 software [74]. Given potential concerns about dropout, we inflated the sample size by 10% and recruited a total of 1350 patients for the patient-level outcome. For the provider-level outcomes, sample size was not pre-defined.

2.9.2. Statistical analysis plan

The preliminary descriptive analysis of the treatment cascade was performed. We calculated the percentage of the total study population at each step of the cascade (MDD screening, evaluation and diagnosis, antidepressant treatment initiation and retention). The service-, patient-, and provider-level data analyses described below are to follow.

To understand the effect of the interventions on the depression treatment implementation outcomes, we will test the following hypotheses: (i) facilities participating in ECHO-COD and their level of engagement will have better service-level and patient-level outcomes facilitated through SET training; (ii) clinics receiving P4P incentives have better service- and patient-level outcomes but are moderated by participation in ECHO-COD facilitation (ECHO-COD+P4P > ECHO-COD > SOC).

All analyses will be conducted using intention-to-treat, i.e., analysis

Table 2
Patient and provider surveys.

Patients surveys (N = 1345)		Provider surveys (N = 54)	
Survey instrument	What it measures	Survey Instrument	What it measures
BASIS-24 [61]	Addiction severity	Feeling thermometers [62]	Attitudes towards sociodemographic and health conditions: people with HIV, PWID, men who have sex with men, women who sell sex, and recently released prisoners
AUDIT-C [63]	Alcohol use and alcohol use disorder		
SOCRATES [64]	Treatment readiness		
Addiction treatment experience	Satisfaction, barriers and facilitators, adherence		
HIV risk behaviors	Involvement in behaviors of heightened HIV transmission risk (e.g., needle-sharing)	Counselor Assessment Screen (CAS) [65]	Attitudes towards PWID and OAT
Medical comorbidity and health assessment	HIV, HBV, HCV, TB and STIs statuses, and other comorbidities including NCDs	Multidimensional stigma scale [66]	stigma towards PWID that includes five subscales on discrimination, prejudice, internal shame, fear, stereotypes towards PWID
PHQ-9 [67]	Depressive symptoms		
MADRS [68]	Depressive symptoms and depression		
Mood Disorder Questionnaire [69]	Mood symptoms and mood disorders	Resistance to Change [70]	individual resistance to organizational change
12-Item Short Form Health Survey (SF-12) [71]	Health-related quality of life using	EBPAS-36 [72]	Evidence-based practice attitudes, includes sub-scales measuring appeal, organizational support, feedback, etc.
Drug use and mental illness stigma [73]	Substance use and mental health stigma		
Sociodemographic characteristics	Age, gender, income, housing, education, marital status, etc.	Sociodemographic Characteristics	Age, gender, position, practice years, etc.

The list includes patient and provider surveys that were conducted every 6 months for 24 months to evaluate patient- and provider-level outcomes.

Abbreviations: BASIS-24 Behavior and Symptom Identification Scale 24; AUDIT-C Alcohol Use Disorders Identification Test-Concise; MADRS Montgomery-Asberg Depression Rating Scale; PWID people who inject drugs; OAT opioid agonist therapies; EBPAS-36 Evidence-based Practices Attitudes Scale 36.

of the site and individuals within the site as randomized. For the service-level outcomes, the treatment cascade will be calculated as the ratio of patients receiving OAT that has been screened, diagnosed, started, and retained on treatment. A repeated measures likelihood-based mixed model with missing at random assumptions will be used for the analysis of the service-level outcome to compare the three study arms, adjusted for site, age, gender, and OAT medication (methadone or buprenorphine). The results will be displayed as point estimates with corresponding 95% confidence limits. In addition, we will test for a linear trend among the intervention levels for the proposed outcomes, testing that $ECHO-COD+P4P > ECHO-COD > SOC$. We will test the treatment effects using similar methods for OAT dropout strata separately. Patient- and provider-level outcomes, including changes in depression symptoms, health-related QoL, stigma, alcohol use and HIV risk behavior, as well as provider attitudes, are continuous measures. Changes in these measures and their subscales over time, as well as differences in scores between study arms, will be evaluated using linear mixed-effects models with random intercepts to account for the intra-site clustering and within-subject variability by including a random intercept for each subject in the model. We will test for a treatment*time interaction. If the treatment*time interaction is significant at 0.10, we will use a linear contrast at 24-months to estimate the differences between treatment arms. If the treatment by time interaction is not significant, we will use the average of the measures over time to compare treatment arms using a linear contrast.

We do not anticipate missing data to be a concern since most of the data on service-level outcomes was derived from clinical source documentation and we were able to retain the participants in the study sample if they dropped out of the depression treatment as long as they continued receiving OAT at the study sites. For the patient-level data, we conducted follow-up interviews with the participants enrolled in the survey sample even if they dropped out from OAT. We plan to explore patterns of missing data and compare baseline characteristics of those with and without data (i.e., eliminate the missing completely at random assumption). We will conduct sensitivity analyses for missing not at random using an appropriate missing data method, such as pattern mixture models. SAS software version 9.4 or higher and R will be used for all analyses [75,76].

2.10. Institutional review and ethical considerations

The research protocol was approved by Ukrainian Institute on Public Health Policy Institutional Review Board (IRB) for scientific content and compliance with applicable research and human subject regulations. The trial is registered at www.clinicaltrials.gov as NCT05646212.

Clinical record data were collected on all patients receiving OAT. As the data collected were identical to routine treatment quality monitoring performed by OAT providers and did not include any personally identifiable information, the IRB granted an informed consent waiver. To participate in the surveys, participants signed an informed consent document approved by the IRB.

3. Preliminary results

For the service-level implementation outcomes, all patients receiving OAT at all study sites were included ($N = 4421$). For the patient-level outcomes, participant accrual happened according to the planned timeline, enrolling 1345 patients between August 2019 and January 2020. The completion of the 24-month follow-up was complicated by the COVID-19 pandemic, though the study team was able to adapt swiftly and provide remote interviews. Consequently, it was possible to complete the 24-month follow-up according to the protocol by January 2022.

Here we present the preliminary service-level results involving all patients receiving OAT at all sites. The COD cascade is presented in Fig. 3, including the implementation gap, with 76.7% ($N = 3393$) screened at least once, 43.5% diagnosed with MDD ($N = 1925$), 30.7% initiated antidepressant treatment ($N = 1357$), and 13.8% ($N = 608$) were retained on antidepressants 6 months after initiation (Fig. 3). Sites differed in terms of size (Table 1), ranging from 149 to 698 patients receiving OAT, with considerable variation in each level of the cascade by site. Specifically, screening ranged from 58.9% to 98.6%, while diagnosis ranged from 22.6% to 98.0%. Initiation of antidepressants ranged from 16.3% to 64.5% and 6-month retention ranged from 7.8% to 38.2%. The denominator of each step in SET cascade is the total number of patients receiving opioid agonist treatment in all study clinics. The numerator is different for each cascade element: number

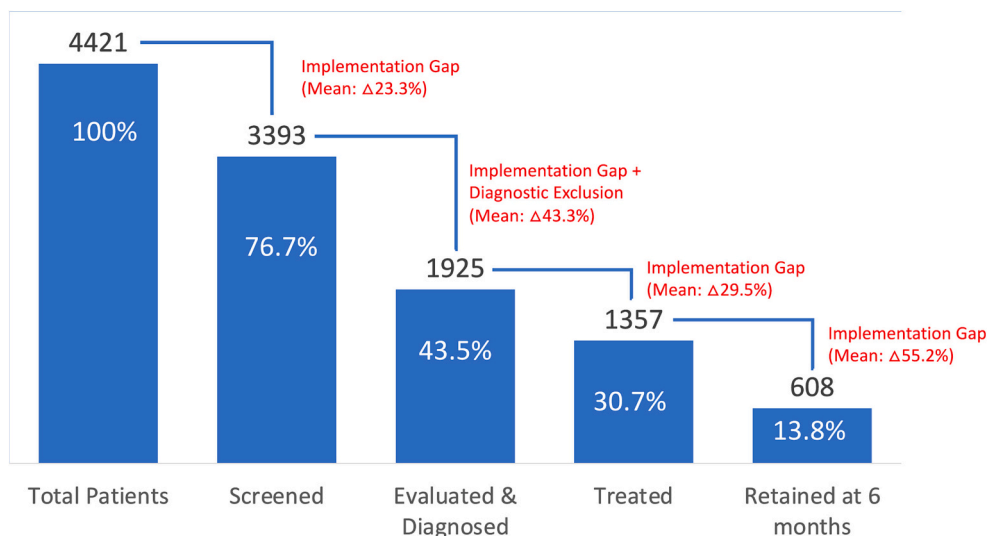


Fig. 3. Screening, evaluation and treatment (SET) cascade (To be printed in color).

of patients screened, number of patients diagnosed with depression, number of patients started on antidepressants, and number of patients who were retained on antidepressants at 6 months. (For interpretation of the references to color in this figure legend, the reader is referred to the web version of this article.)

In certain cases, number of patients treated or diagnosed was higher than number of patients screened, explained by clinicians administering the diagnostic tool without screening, or initiating treatment without administering the diagnostic tool.

For the patient-level effectiveness outcomes, 1350 randomly selected patients, 1345 had complete data for the baseline assessment. The baseline characteristics of the 1345 participants, stratified by study arm, is presented in Table 3; where there are significant differences between the arms, those covariates will be controlled for the final analyses. For provider-level outcomes, 54 providers were enrolled at baseline, including 26 medical and 10 administrative staff members from experimental sites and 12 medical and 6 administrative staff members from SOC sites.

4. Adaptation during the COVID-19 pandemic

In response to the COVID-19 pandemic, Ukraine's Ministry of Health issued emergency interim guidance to OAT clinics in March 2020 to encourage: (i) continued access for starting new patients on OAT; and (ii) transfer as many patients as safely possible from daily observed to take-home dispensing to mitigate harm to patients and providers. Though new enrollment decreased initially during the first three months, it went up thereafter with an immediate shift to take-home dosing from 54% to 82% of all OAT patients receiving take-home medications, with variable levels by region [77]. In tandem, the research team shifted to telephone interviews as needed and there was no interruption in research activities, aside from occasional brief postponement in participant interviews and assessment windows extended. All research and clinical staff adhered to personal protection measures (wearing face masks, using sanitizers, and increasing physical distance).

5. Discussion

In this study, we explore innovative implementation strategies to facilitate integrated co-management of MDD in patients on OAT. The two new implementation strategies were designed and deployed to overcome known barriers: a) lack of experience and confidence by addiction treatment specialists to manage MDD; and b) low salaries for

addiction treatment staff, which we postulated would increase co-management through P4P incentives. Moreover, this implementation study streamlined and adapted an EBP documented to increase treatment engagement, SBIRT, to its basic elements (screening-evaluation-treatment: SET) and incorporated efficient tools to achieve these goals. In Ukraine, the costs of psychiatric medications (except for emergency and acute care) must be borne by the patient. We overcame this impediment by making antidepressants available for prescription at all sites rather than make it a pragmatic trial. This was done to ensure the maximum potential benefit of what could be achieved through more effective implementation and allow assessment of patient-level outcomes in terms of response to treatment (i.e., antidepressants).

To our knowledge, MEDIUM represents the first integration of MDD services in OAT clinics in Ukraine, or even throughout the Eastern European and Central Asian (EECA) region. Potential opportunities as well as implementation challenges are highlighted. Preliminary results show that there is an important implementation gap for each step of the SET implementation cascade, which will allow identification of strategies that worked better in some but not in other settings (Fig. 3). For example, settings like Lviv had the highest treatment retention (38.2%), with a big proportion (72.6%) of the participants diagnosed with MDD – with considerable variation between sites. Elsewhere in LMIC, screening rates in integrated settings are considerably lower [78,79], which allows further investigation of site-specific implementation strategies that may be more useful. Exploration of engagement in ECHO-COD, in which education, support and feedback was provided to clinicians may, in part, explain differences in treatment, but not screening outcomes, yet retention on antidepressants overall remained a challenge. Understanding a patient's reason for antidepressant treatment discontinuation, providing frequent assessments and management of side effects as well as individually-tailored antidepressant choice and psychoeducation are among some of the strategies that can be used in the future projects to ensure not only the detection of MDD, but a higher rate of retention in treatment [80].

A strength of this study is the deployment of a type-2 hybrid trial design, where both implementation process and patient-level effectiveness outcomes are assessed. From the implementation perspective, does engagement in ECHO-COD result in better knowledge and confidence in addiction treatment staff providing integrated COD services and, if so, does it result in better outcomes along the COD continuum of care? From the patient level, do these two additional implementation strategies reduce the levels of depression in a group already with high levels and, potentially improve their retention in care and health-related quality of

Table 3
Baseline characteristics of randomly recruited participants for patient-level outcomes (N = 1345).

Characteristic	Total	Study allocation			p-value
		SOC (N = 449)	ECHO-COD (N = 448)	ECHO-COD + P4P (N = 448)	
Age in years, Mean (SD)	40.7 (7.6)	39.2 (7.1)	42.5 (7.9)	40.5 (7.3)	<0.001
Male, N (%)	1108 (82.4%)	381 (84.9%)	354 (79.0%)	373 (83.3%)	0.060
Married, N (%)	555 (41.3%)	182 (40.5%)	174 (38.3%)	199 (44.4%)	0.220
Employed, N (%)	874 (65.0%)	331 (73.7%)	261 (58.3%)	282 (62.9%)	<0.001
Below secondary education, N (%) ^a	147 (10.9%)	53 (11.8%)	41 (9.2%)	53 (11.8%)	0.336
Stably housed, N (%) ^b	1178 (87.6%)	377 (84.0%)	400 (89.3%)	401 (89.5%)	0.017
History of prior incarceration	606 (45.1%)	176 (39.2%)	247 (55.1%)	183 (40.8%)	<0.001
Time on OAT <3 months, N (%) ^c	41 (3.0%)	24 (5.3%)	10 (2.2%)	7 (1.6%)	0.002
HIV-positive	483 (35.9%)	131 (29.2%)	208 (46.4%)	144 (32.1%)	<0.001
BASIS-24 Subscale scores					
Depression/Functioning, Mean (SD) ^d	1.6 (0.6)	1.5 (0.5)	1.7 (0.6)	1.5 (0.6)	<0.001
Psychotic symptoms, Mean (SD) ^d	0.6 (0.6)	0.6 (0.6)	0.7 (0.6)	0.5 (0.6)	0.002
Interpersonal problems, Mean (SD) ^d	2.4 (0.7)	2.4 (0.7)	2.3 (0.7)	2.3 (0.7)	0.052
Emotional lability, Mean (SD) ^d	1.5 (0.8)	1.4 (0.8)	1.6 (0.8)	1.5 (0.8)	<0.001
Self-harm, Mean (SD) ^d	0.5 (0.7)	0.4 (0.7)	0.5 (0.8)	0.5 (0.9)	0.040
Substance use, Mean (SD) ^d	1.1 (1.0)	1.1 (0.9)	1.2 (1.0)	1.1 (1.0)	0.120
Alcohol use disorder (AUDIT-C screening), N (%)	179 (13.3%)	38 (8.5%)	77 (17.2%)	64 (14.3%)	0.001
Any injection drug use in the last 30 days, N (%)	272 (20.2%)	73 (16.3%)	96 (21.4%)	103 (23.0%)	0.032

Abbreviations: PWID People Who Inject Drugs, OAT Opioid Agonist Treatment, SOC Standard of Care, ECHO-COD Extension for Community Healthcare Outcomes[®] modified for Co-occurring Disorders, P4P Pay for Performance, SD standard deviation.

^a <12 years of secondary school.

^b Stable housing: owned, rented or family-owned housing and high level of confidence of being able to stay in this housing next month.

^c Time in OAT ever, not necessarily during the most recent treatment episode.

^d Dimensions of the BASIS-24 questionnaire, each dimension is measured on a 0–4 scale, where 0 represents the absence of a problem and 4 represents the most severe problem.

life? These questions will be assessed in this trial, which if efficacious, can be further disseminated in Ukraine.

Already, there is a shift to creating a unified system of psychiatric care that is responsible for both psychiatric and SUD. Findings from this trial can serve as heuristic for how these services will evolve and provide tools for integrated COD care. Payments for care are being established as packages that follow the patient. These packages and their reimbursement are based on management of each condition but given the high prevalence of COD among patients on OAT, synergies that increase reimbursement may be later used to guide service delivery, including efficiencies created as part of this trial and allow for differentiation of reimbursement following the P4P approach, leading to better quality care. Moreover, while Ukraine has made bold steps to transform its healthcare system by the new creation of a National Health System, findings here will be viewed by other countries within the Eastern Europe and Central Asia region that are evolving from the legacy of the rigid Semashko healthcare system. Last, the recent war brought on by the Russian invasion creates a more urgent need to manage COD, as people with opioid use disorder are more susceptible to stressful situations, and their depressive symptoms are expected to be exacerbated.

Funding

The trial was funded by the National Institutes on Drug Abuse (R01 DA045384), with additional support from F31 DA054861, R01 DA043125, and R01 DA033679.

Declaration of Competing Interest

The authors declare that they have no known competing financial interests or personal relationships that could have appeared to influence the work reported in this paper.

Data availability

Data will be made available on request.

Appendix A. Supplementary data

Supplementary data to this article can be found online at <https://doi.org/10.1016/j.cct.2023.107248>.

References

- [1] Ukraine - WHO Special Initiative for Mental Health, Accessed October 10, 2022, https://cdn.who.int/media/docs/default-source/mental-health/who-special-initiative-country-report-ukraine-2020.pdf?sfvrsn=ad137e9_4_2023.
- [2] E.J. Bromet, S.F. Gluzman, V.I. Paniotto, et al., Epidemiology of psychiatric and alcohol disorders in Ukraine: findings from the Ukraine world mental health survey, *Soc. Psychiatry Psychiatr. Epidemiol.* 40 (9) (Sep 2005) 681–690, <https://doi.org/10.1007/s00127-005-0927-9>.
- [3] A. Adan, M. Torrens, Special issue: diagnosis and management of addiction and other mental disorders (dual disorders), *J. Clin. Med.* 10 (6) (2021) 1307.
- [4] Co-Occurring Disorders and Other Health Conditions, SAMHSA, Accessed October 12, 2022, <https://www.samhsa.gov/medications-substance-use-disorders/medications-counseling-related-conditions/co-occurring-disorders>, 2023.
- [5] Diagnostic and Statistical Manual of Mental Disorders, American Psychiatric Association, 2023, <https://doi.org/10.1176/appi.books.9780890425596>.
- [6] G.E. Hunt, G.S. Malhi, H.M.X. Lai, M. Cleary, Prevalence of comorbid substance use in major depressive disorder in community and clinical settings, 1990–2019: systematic review and meta-analysis, *J. Affect. Disord.* 266 (2020) 288–304, <https://doi.org/10.1016/j.jad.2020.01.141>.
- [7] C.M. Jones, E.F. McCance-Katz, Co-occurring substance use and mental disorders among adults with opioid use disorder, *Drug Alcohol Depend.* 197 (Apr 1 2019) 78–82, <https://doi.org/10.1016/j.drugalcdep.2018.12.030>.
- [8] B. Janssen, W. Gaebel, M. Haerter, F. Komaharadi, B. Lindel, S. Weinmann, Evaluation of factors influencing medication compliance in inpatient treatment of psychotic disorders, *Psychopharmacology* 187 (2) (Aug 2006) 229–236, <https://doi.org/10.1007/s00213-006-0413-4>.
- [9] J.E. Marquez-Arrico, J.F. Navarro, A. Adan, Health-related quality of life in male patients under treatment for substance use disorders with and without major depressive disorder: influence in clinical course at one-year follow-up, *J. Clin. Med.* 9 (10) (2020) 3110.
- [10] I. Hashemzadeh, J.F. Navarro, A. Adan, Circadian functioning and quality of life in substance use disorder patients with and without comorbid schizophrenia, *Prog. Neuro-Psychopharmacol. Biol. Psychiatry* 120 (2023), 110623, <https://doi.org/10.1016/j.pnpbp.2022.110623>.
- [11] Y. Sazonova, G. Duchenko, O. Kovtun, I. Kuzin, Assessment of the Number of Key Groups in Ukraine, Report, Accessed October 12, 2022, https://aph.org.ua/wp-content/uploads/2019/06/Otsinka-chiselnosti_32200.pdf, 2023.
- [12] L. Davis, A. Uezato, J.M. Newell, E. Frazier, Major depression and comorbid substance use disorders, *Curr. Opin. Psychiatry.* 21 (1) (Jan 2008) 14–18, <https://doi.org/10.1097/YCO.0b013e3282f32408>.

- [13] H. Reddon, T. Pettes, E. Wood, et al., Incidence and predictors of mental health disorder diagnoses among people who inject drugs in a Canadian setting, *Drug Alcohol Rev.* 37 Suppl 1 (Suppl. 1) (Apr 2018) S285–s293, <https://doi.org/10.1111/dar.12631>.
- [14] F.L. Altice, A. Kamarulzaman, V.V. Soriano, M. Schechter, G.H. Friedland, Treatment of medical, psychiatric, and substance-use comorbidities in people infected with HIV who use drugs. Research support, N.I.H., extramural review, *Lancet*. 376 (9738) (Jul 31 2010) 367–387, [https://doi.org/10.1016/S0140-6736\(10\)60829-X](https://doi.org/10.1016/S0140-6736(10)60829-X).
- [15] D. Wolfe, M.P. Carrieri, D. Shepard, Treatment and care for injecting drug users with HIV infection: a review of barriers and ways forward, *Lancet*. 376 (9738) (Jul 31 2010) 355–366, [https://doi.org/10.1016/S0140-6736\(10\)60832-x](https://doi.org/10.1016/S0140-6736(10)60832-x).
- [16] L. Degenhardt, B.M. Mathers, A.L. Wirtz, et al., What has been achieved in HIV prevention, treatment and care for people who inject drugs, 2010–2012? A review of the six highest burden countries, *Int. J. Drug Pol.* 25 (1) (Jan 2014) 53–60, <https://doi.org/10.1016/j.drugpo.2013.08.004>.
- [17] L.C. van Boekel, E.P. Brouwers, J. van Weeghel, H.F. Garretsen, Stigma among health professionals towards patients with substance use disorders and its consequences for healthcare delivery: systematic review, *Drug Alcohol Depend.* 131 (1–2) (Jul 1 2013) 23–35, <https://doi.org/10.1016/j.drugalcdep.2013.02.018>.
- [18] P.W. Corrigan, A.C. Watson, Understanding the impact of stigma on people with mental illness, *World Psychiatry* 1 (1) (Feb 2002) 16–20.
- [19] J. Strang, N.D. Volkow, L. Degenhardt, et al., Opioid use disorder, *Nat. Rev. Dis. Prim.* 6 (1) (Jan 9 2020) 3, <https://doi.org/10.1038/s41572-019-0137-5>.
- [20] T. Santo Jr., B. Clark, M. Hickman, et al., Association of opioid agonist treatment with all-cause mortality and specific causes of death among people with opioid dependence: a systematic review and meta-analysis, *JAMA Psychiatry*. 78 (9) (Sep 1 2021) 979–993, <https://doi.org/10.1001/jamapsychiatry.2021.0976>.
- [21] P. Karki, R. Shrestha, T.B. Huedo-Medina, M. Copenhaver, The impact of methadone maintenance treatment on HIV risk behaviors among high-risk injection drug users: a systematic review, *Evid. Based Med. Publ. Health* (2016) 2.
- [22] L. Gowing, M.F. Farrell, R. Bornemann, L.E. Sullivan, R. Ali, Oral substitution treatment of injecting opioid users for prevention of HIV infection, *Cochrane Database Syst. Rev.* 8 (Aug 10 2011) Cd004145, <https://doi.org/10.1002/14651858.CD004145.pub4>.
- [23] L. Degenhardt, J. Grebely, J. Stone, et al., Global patterns of opioid use and dependence: harms to populations, interventions, and future action. Systematic review, *Lancet*. 394 (10208) (Oct 26 2019) 1560–1579, [https://doi.org/10.1016/S0140-6736\(19\)32229-9](https://doi.org/10.1016/S0140-6736(19)32229-9).
- [24] A. Cipriani, T.A. Furukawa, G. Salanti, et al., Comparative efficacy and acceptability of 21 antidepressant drugs for the acute treatment of adults with major depressive disorder: a systematic review and network meta-analysis, *Lancet* 391 (10128) (Apr 7 2018) 1357–1366, [https://doi.org/10.1016/S0140-6736\(17\)32802-7](https://doi.org/10.1016/S0140-6736(17)32802-7).
- [25] A.M. Mosadeghrad, Factors influencing healthcare service quality, *Int. J. Health Policy Manag.* 3 (2) (Jul 2014) 77–89, <https://doi.org/10.15171/ijhpm.2014.65>.
- [26] National Health Reform Strategy for Ukraine, Ministry of Health of Ukraine, Accessed December 10, 2022, https://en.moz.gov.ua/uploads/0/16-strategy_eng.pdf, 2015–2020.
- [27] A.B. Latypov, The soviet doctor and the treatment of drug addiction: “a difficult and most ungracious task”, *Harm Reduct. J.* 8 (1) (2011) 32, <https://doi.org/10.1186/1477-7517-8-32>.
- [28] Mental Health in Transition, Assessment and Guidance for Strengthening Integration of Mental Health into Primary Health Care and Community-Based Service Platforms in Ukraine, Accessed October 12, 2022, <https://documents1.worldbank.org/curated/en/310711509516280173/pdf/120767-WP-Revised-WB-UkraineMentalHealthFINALwebvpdfnov.pdf>, 2023.
- [29] Substance Use Disorder Treatment for People With Co-Occurring Disorders, Treatment Improvement Protocol (TIP) Series, No. 42. Substance Abuse and Mental Health Services Administration (SAMHSA), Accessed December 10, 2022, https://store.samhsa.gov/sites/default/files/SAMHSA_Digital_Download/PEP20-02-01-004_Final_508.pdf, 2023.
- [30] World Health Organization, Mental Health Action Plan 2013–2020, Accessed December 10, 2022, http://apps.who.int/iris/bitstream/10665/89966/1/9789241506021_eng.pdf, 2023.
- [31] M. Butler, R.L. Kane, D. McAlpine, et al., Integration of mental health/substance abuse and primary care, *Evid. Rep. Technol. Assess (Full Rep.)*. 173 (Nov 2008) 1–362.
- [32] R.E. Drake, C. Mercer-McFadden, K.T. Mueser, G.J. McHugo, G.R. Bond, Review of integrated mental health and substance abuse treatment for patients with dual disorders, *Schizophr. Bull.* 24 (4) (1998) 589–608, <https://doi.org/10.1093/oxfordjournals.schbul.a033351>.
- [33] M.T. Assefa, J.H. Ford, E. Osborne, et al., Implementing integrated services in routine behavioral health care: primary outcomes from a cluster randomized controlled trial, *BMC Health Serv. Res.* 19 (1) (2019) 749, <https://doi.org/10.1186/s12913-019-4624-x>.
- [34] G. Harvey, A. Kitson, PARIHS revisited: from heuristic to integrated framework for the successful implementation of knowledge into practice, *Implement. Sci.* 11 (1) (2016) 33, <https://doi.org/10.1186/s13012-016-0398-2>.
- [35] F.L. Altice, D.J. Bromberg, S. Dvoriak, et al., Extending a lifeline to people with HIV and opioid use disorder during the war in Ukraine, *Lancet Public Health* 7 (5) (May 2022) e482–e484, [https://doi.org/10.1016/S2468-2667\(22\)00083-4](https://doi.org/10.1016/S2468-2667(22)00083-4).
- [36] F.L. Altice, D.J. Bromberg, A. Klepikov, et al., Collaborative learning and response to opioid misuse and HIV prevention in Ukraine during war, *Lancet Psychiatry* 9 (11) (Nov 2022) 852–854, [https://doi.org/10.1016/S2215-0366\(22\)00318-2](https://doi.org/10.1016/S2215-0366(22)00318-2).
- [37] Public Health Center of the Ministry of Health of Ukraine, Accessed January 12, 2023, <https://phc.org.ua/kontrol-zakhvoryuvan/zalezhnist-vid-psikhoaktivnikh-rechovin/zamisna-pidtrimuvaina-terapiya-zpt/statistika-zpt>, 2023.
- [38] WHO, UNODC, UNAIDS technical guide for countries to set targets for universal access to HIV prevention, treatment and care for injecting drug users, Accessed November 23, 2022, <https://www.who.int/publications/i/item/978924150437>, 2023.
- [39] M.J. Bojko, A. Mazhnaya, I. Makarenko, et al., “Bureaucracy & Beliefs”: assessing the barriers to accessing opioid substitution therapy by people who inject drugs in Ukraine, *Drugs (Abingdon Engl.)*. 22 (3) (2015) 255–262, <https://doi.org/10.3109/09687637.2015.1016397>.
- [40] L. Madden, M.J. Bojko, S. Farnum, et al., Using nominal group technique among clinical providers to identify barriers and prioritize solutions to scaling up opioid agonist therapies in Ukraine, *Int. J. Drug Pol.* 49 (Nov 2017) 48–53, <https://doi.org/10.1016/j.drugpo.2017.07.025>.
- [41] A. Krupski, J.M. Sears, J.M. Joesch, et al., Impact of brief interventions and brief treatment on admissions to chemical dependency treatment, *Drug Alcohol Depend.* 110 (2010) 126–136, <https://doi.org/10.1016/j.drugalcdep.2010.02.018>.
- [42] B.K. Madras, W.M. Compton, D. Avula, T. Stegbauer, J.B. Stein, H.W. Clark, Screening, brief interventions, referral to treatment (SBIRT) for illicit drug and alcohol use at multiple healthcare sites: comparison at intake and 6 months later, *Drug Alcohol Depend.* 99 (1–3) (Jan 1 2009) 280–295, <https://doi.org/10.1016/j.drugalcdep.2008.08.003>.
- [43] D. Hargraves, C. White, R. Frederick, et al., Implementing SBIRT (screening, brief intervention and referral to treatment) in primary care: lessons learned from a multi-practice evaluation portfolio, *Public Health Rev.* 38 (2017) 31, <https://doi.org/10.1186/s40985-017-0077-0>.
- [44] A. Sivakumar, L. Madden, E. DiDomizio, A. Eller, M. Villanueva, F.L. Altice, Treatment of hepatitis C virus among people who inject drugs at a syringe service program during the COVID-19 response: the potential role of telehealth, medications for opioid use disorder and minimal demands on patients, *Int. J. Drug Pol.* 101 (Mar 2022), 103570, <https://doi.org/10.1016/j.drugpo.2021.103570>.
- [45] A. Bandura, *Social Foundations of thought and Action: A Social Cognitive Theory*, 2023.
- [46] S. Arora, S. Kalishman, K. Thornton, et al., Expanding access to hepatitis C virus treatment—Extension for Community Healthcare Outcomes (ECHO) project: disruptive innovation in specialty care, *Hepatology*. 52 (3) (Sep 2010) 1124–1133, <https://doi.org/10.1002/hep.23802>.
- [47] J.D. Scott, K.T. Unruh, M.C. Catlin, et al., Project ECHO: a model for complex, chronic care in the Pacific northwest region of the United States, *J. Telemed. Telecare* 18 (8) (Dec 2012) 481–484, <https://doi.org/10.1258/jtt.2012.gth113>.
- [48] J. Cromwell, M.G. Trisolini, G.C. Pope, J.B. Mitchell, L.M. Greenwald, Pay for Performance in Health Care: Methods and Approaches. <https://www.rti.org/rti-pr-ess-publication/pay-performance-health-care/fulltext.pdf>, 2021.
- [49] M. Colborne, In Ukraine, mistrust of doctors remains high, *CMAJ* 188 (9) (Jun 14 2016) E179, <https://doi.org/10.1503/cmaj.1095247>.
- [50] Statistical Yearbook of Ukraine, State Statistics Service of Ukraine, Accessed December 10, 2022, https://ukrstat.gov.ua/druk/publicat/kat_u/2020/zb/11/zb_yearbook_2019_e.pdf, 2019.
- [51] A.K. Jha, Time to get serious about pay for performance, *J. Am. Med. Assoc.* 309 (2013) 347–348, <https://doi.org/10.1001/jama.2012.196646>.
- [52] T. Greenhalgh, G. Robert, F. Macfarlane, P. Bate, O. Kyriakidou, Diffusion of innovations in service organizations: systematic review and recommendations, *Milbank Q.* 82 (4) (2004) 581–629, <https://doi.org/10.1111/j.0887-378X.2004.00325.x>.
- [53] M. Polonsky, L. Azbel, J.A. Wickersham, et al., Challenges to implementing opioid substitution therapy in Ukrainian prisons: Personnel attitudes toward addiction, treatment, and people with HIV/AIDS. Research Support, N.I.H., Extramural, *Drug Alcohol Depend.* 148 (Mar 1 2015) 47–55, <https://doi.org/10.1016/j.drugalcdep.2014.12.008>.
- [54] N. Zaller, A. Mazhnaya, S. Larney, et al., Geographic variability in HIV and injection drug use in Ukraine: implications for integration and expansion of drug treatment and HIV care, *Int. J. Drug Pol.* 26 (1) (Jan 2015) 37–42, <https://doi.org/10.1016/j.drugpo.2014.09.004>.
- [55] Number of Present Population of Ukraine, Statistics Ukraine, Accessed November 23, 2022, https://ukrstat.gov.ua/druk/publicat/kat_u/2022/zb/05/zb_Chuselnist.pdf, 2023.
- [56] HIV Infection in Ukraine, Newsletter No. 52, Public Health Center of Ukraine, 2021. Accessed 29 January, 2023, https://phc.org.ua/sites/default/files/users/us_er90/HIV_in_UA_52_2021.pdf.
- [57] G.M. Curran, M. Bauer, B. Mittman, J.M. Pyne, C. Stetler, Effectiveness-implementation hybrid designs: combining elements of clinical effectiveness and implementation research to enhance public health impact, *Med. Care* 50 (3) (Mar 2012) 217–226, <https://doi.org/10.1097/MLR.0b013e3182408812>.
- [58] A. von Wolf, L.P. Hölzel, A. Westphal, M. Härter, L. Kriston, Selective serotonin reuptake inhibitors and tricyclic antidepressants in the acute treatment of chronic depression and dysthymia: a systematic review and meta-analysis, *J. Affect. Disord.* 144 (1–2) (Jan 10 2013) 7–15, <https://doi.org/10.1016/j.jad.2012.06.007>.
- [59] M. Polonsky, L. Azbel, J.A. Wickersham, et al., Challenges to implementing opioid substitution therapy in Ukrainian prisons: personnel attitudes toward addiction, treatment, and people with HIV/AIDS, *Drug Alcohol Depend.* 148 (2015) 47–55, <https://doi.org/10.1016/j.drugalcdep.2014.12.008>.
- [60] K. Dumchev, S. Dvoriak, O. Chernova, O. Morozova, F.L. Altice, Retention in treatment-assisted treatment programs in Ukraine-identifying factors contributing to a continuing HIV epidemic, *Int. J. Drug Pol.* 48 (Oct 2017) 44–53, <https://doi.org/10.1016/j.drugpo.2017.05.014>.

- [61] L.M. Madden, S.O. Farnum, D.J. Bromberg, et al., The development and initial validation of the Russian version of the BASIS-24, *Addict. Sci. Clin. Pract.* 17 (1) (Nov 26 2022) 65, <https://doi.org/10.1186/s13722-022-00343-0>.
- [62] D.F. Alwin, Feeling thermometers versus 7-point scales, *Sociol. Methods Res.* 25 (3) (1997) 318–340.
- [63] K. Bush, D.R. Kivlahan, McDonell MB, S.D. Fihn, K.A. Bradley, Project ftACQI, The AUDIT alcohol consumption questions (AUDIT-C): an effective brief screening test for problem drinking, *Arch. Intern. Med.* 158 (16) (1998) 1789–1795, <https://doi.org/10.1001/archinte.158.16.1789>.
- [64] A. Vijay, A.R. Bazazi, I. Yee, A. Kamarulzaman, F.L. Altice, Treatment readiness, attitudes toward, and experiences with methadone and buprenorphine maintenance therapy among people who inject drugs in Malaysia. Research support, N.I.H., extramural research support, Non-U.S. Gov't, *J. Subst. Abus. Treat.* 54 (Jul 2015) 29–36, <https://doi.org/10.1016/j.jsat.2015.01.014>.
- [65] S.-Y. Kang, S. Magura, P. Nwakeze, S. Demsky, Counselor attitudes in methadone maintenance, *J. Maint. Addict.* 1 (2) (1998) 41–58, https://doi.org/10.1300/J126v01n02_04.
- [66] J.A. Stein, L. Li, Measuring HIV-related stigma among Chinese service providers: confirmatory factor analysis of a multidimensional scale, *AIDS Behav.* 12 (5) (Sep 2008) 789–795, <https://doi.org/10.1007/s10461-007-9339-z>.
- [67] B. Levis, A. Benedetti, B.D. Thombs, Accuracy of patient health Questionnaire-9 (PHQ-9) for screening to detect major depression: individual participant data meta-analysis, *BMJ.* 365 (2019), l1476, <https://doi.org/10.1136/bmj.l1476>.
- [68] B. Hobden, M.L. Schwandt, M. Carey, et al., The validity of the Montgomery-Asberg depression rating scale in an inpatient sample with alcohol dependence, *Alcohol. Clin. Exp. Res.* 41 (6) (Jun 2017) 1220–1227, <https://doi.org/10.1111/acer.13400>.
- [69] R.M. Hirschfeld, The mood disorder questionnaire: a simple, patient-rated screening instrument for bipolar disorder, *Prim. Care Companion J. Clin. Psychiatry.* 4 (1) (Feb 2002) 9–11, <https://doi.org/10.4088/pcc.v04n0104>.
- [70] S. Oreg, Resistance to change: developing an individual differences measure, *J. Appl. Psychol.* 88 (2003) 680–693, <https://doi.org/10.1037/0021-9010.88.4.680>.
- [71] J. Ware Jr., M. Kosinski, S.D. Keller, A 12-item short-form health survey: construction of scales and preliminary tests of reliability and validity, *Med. Care* 34 (3) (Mar 1996) 220–233, <https://doi.org/10.1097/00005650-199603000-00003>.
- [72] M. Rye, E.M. Torres, O. Friborg, I. Skre, G.A. Aarons, The evidence-based practice attitude scale-36 (EBPAS-36): a brief and pragmatic measure of attitudes to evidence-based practice validated in US and Norwegian samples, *Implement. Sci.* 12 (1) (Apr 4 2017) 44, <https://doi.org/10.1186/s13012-017-0573-0>.
- [73] S.A. Brown, Standardized measures for substance use stigma, *Drug Alcohol Depend.* 116 (1–3) (Jul 1 2011) 137–141, <https://doi.org/10.1016/j.drugalcdep.2010.12.005>.
- [74] PASS, Power Analysis and Sample Size Software (2019), NCSS, LLC, Kaysville, Utah, USA, 2019. [ncss.com/software/pass](https://www.ncss.com/software/pass).
- [75] SAS Institute Inc, SAS/ACCESS® 9.4 Interface to ADABAS: Reference, SAS Institute Inc., Cary, NC, 2013.
- [76] R Core Team, R: A Language and Environment for Statistical Computing, R Foundation for Statistical Computing, Vienna, Austria, 2022. <https://www.R-project.org/>.
- [77] A. Meteliuk, S.J. Galvez de Leon, L.M. Madden, et al., Rapid transitional response to the COVID-19 pandemic by opioid agonist treatment programs in Ukraine. Research Support, N.I.H., Extramural, *J. Subst. Abus. Treat.* 121 (Feb 2021) 108164, <https://doi.org/10.1016/j.jsat.2020.108164>.
- [78] A. Fekadu, M. Demissie, R. Birhane, et al., Under detection of depression in primary care settings in low and middle-income countries: a systematic review and meta-analysis, *Syst. Rev.* 11 (1) (Feb 5 2022) 21, <https://doi.org/10.1186/s13643-022-01893-9>.
- [79] M.L. Wainberg, P. Scorza, J.M. Shultz, et al., Challenges and opportunities in global mental health: a research-to-practice perspective, *Curr. Psychiatry Rep.* 19 (5) (May 2017) 28, <https://doi.org/10.1007/s11920-017-0780-z>.
- [80] M. Solmi, A. Miola, G. Croatto, et al., How can we improve antidepressant adherence in the management of depression? A targeted review and 10 clinical recommendations, *Braz. J. Psychiatry* 43 (2) (Mar-Apr 2021) 189–202, <https://doi.org/10.1590/1516-4446-2020-0935>.